

Outback S3

Configuring GPS Settings

The GPS Setup screen has various settings that relate to the type of GPS differential correction the system uses. Several of the fields on the GPS Setup screen provide useful diagnostic information.

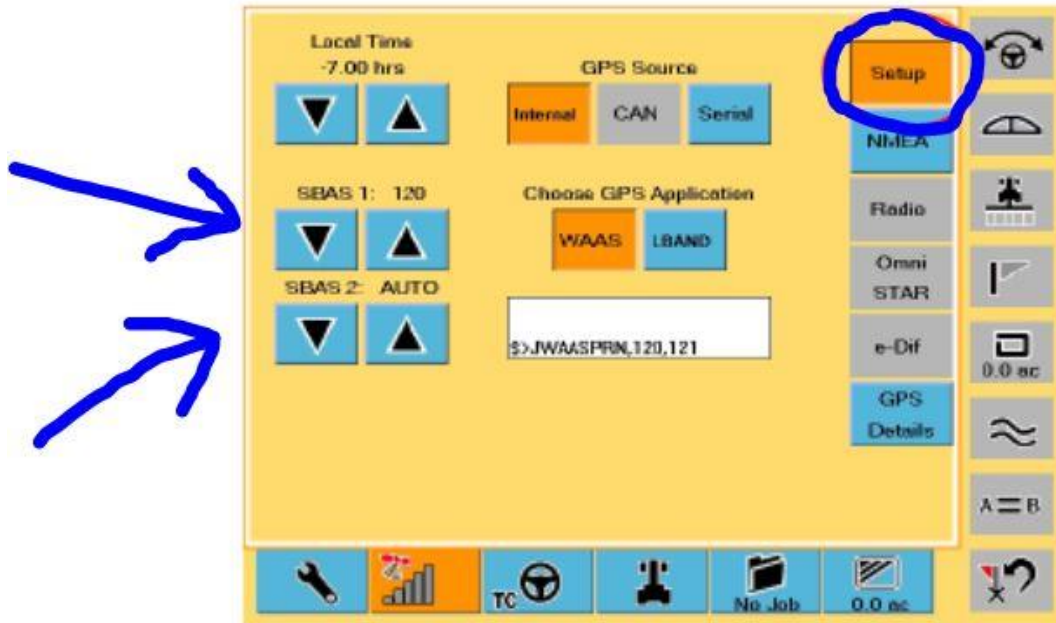


Figure 2-5: GPS Setup screen

To access the GPS Setup screen:

1. Touch the **GPS** tab.
2. Touch the **Setup** button.

Set “SBAS 1” to 135.







Set “SBAS 2” to AUTO.

To access the GPS Setup screen:

1. Touch the **GPS** tab.
2. Touch the **Setup** button.

Table 2-4 describes the buttons and fields on the GPS Setup screen.

Table 2-4: GPS Setup screen button and field descriptions

Button/Field	Description
	<p>Local Time</p> <p>Set the system clock to the local time.</p>
	<p>SBAS 1</p> <p>Change 1 of 2 SBAS satellites used in the system's position calculation (default value is Auto, which allows the S3 to automatically select from the available satellites).</p>
	<p>SBAS 2</p> <p>Change 2 of 2 SBAS satellites used in the system's position calculation (default value is Auto, which allows the S3 to automatically select from the available satellites).</p>
	<p>GPS Source</p> <p>Select the GPS source:</p> <ul style="list-style-type: none"> • Internal • CAN • Serial (S3 uses GPS data from the RS-232 source instead of from the internal Crescent receiver) • Radio—see "Radio Screen" on page 75 for more information on setting radio options
	<p>Choose GPS Application</p> <p>Set the type of differential corrections S3 uses to calculate a position (S3 has two of three factory installed differential correction types from which to choose—available options are: SBAS (WAAS), e-Dif, L-Band, and RTK).</p> <p>See Chapter 5, "Differential Correction Types" for more information on differential corrections.</p>
	<p>Message window</p> <p>Displays system generated messages (useful when performing diagnostics).</p> <p>Refer to the Hemisphere GPS Technical Reference (go to www.hemispheregps.com/support and click the GPS Reference icon) for more information on system-generated messages.</p>

**Thank you for supporting Vanee Farm Centre.
If you require any assistance with these
changes, please call your Precision Specialist.**

Nolan Pitt 403-852-0064

James Siebert 403-308-4012

John Reimer 403-308-7327